

Parent At Home READING SUPPORT

Word solving strategies

Ways to
Take Action
& Set

Reading at Home

Purpose

To build fluency, comprehension, word-solving and a love for reading in a supportive, loving environment using text at an independent-level.

Guidelines

- ☑ Sit next to your child while s/he reads so you can see the words & illustrations.
- ☑ Expect it to be on the easy side.
- ☑ Make it your child's responsibility to return it school every single day. (Assist as needed ☺)

Parents, please make a point to...

support & Compliment

Word-Solving

When an error is made WAIT to give your child a chance to work on it independently. When you are certain they are going to keep going, stop them saying something like, "Try that again," or "Make it match."

Comprehension

Ask questions that invite recall AND thinking, such as, "Why do you think __ happened?" or "What do you think __ means?" Urge re-reading to build comprehension as needed.

Fluency

Model expressive reading & have your child echo read. Encourage just-right pacing (not too fast, not too slow). Demonstrate how to attend to the punctuation (pausing at the end of sentences, adding expression based on the punctuation mark).

word-solving

- ☺ You used the first letter & checked the picture!!
- ☺ You tried more than one strategy on your own!!
- ☺ Nice job trying a different vowel sound!!
- ☺ Super work making your eyes go through the beginning, middle & end of that word!
- ☺ Lovely job sticking with it to work on solving!

comprehension

- ☺ You are self-monitoring & working on it when it does not make sense!
- ☺ Your expression is showing that you understand what you're reading.
- ☺ Wonderful job stopping to think about the text instead of reading to just get to the next page!
- ☺ You remember the details beautifully!

fluency

- ☺ You sounded just like the character would sound!
- ☺ I could hear you take a break after the punctuation marks!
- ☺ You are reading in phrases, not word-by-word!
- ☺ Your speed is just right! Not too fast or too slow!

Lips the Fish



Get your mouth ready!

Say the beginning sound

Tryin' Lion



Try to re-read the sentence

Think "what makes sense?"

ful Caterpillar

Carefully read the whole word

Think about all the word parts

Think about what makes sense



Respond

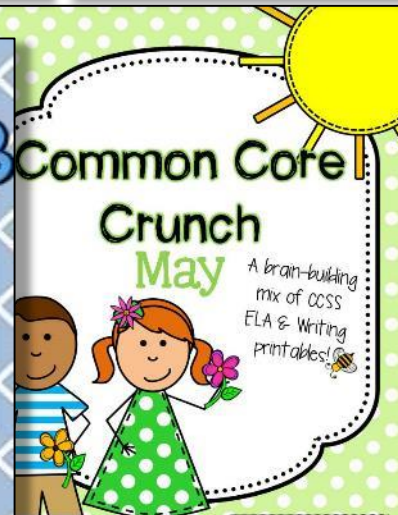
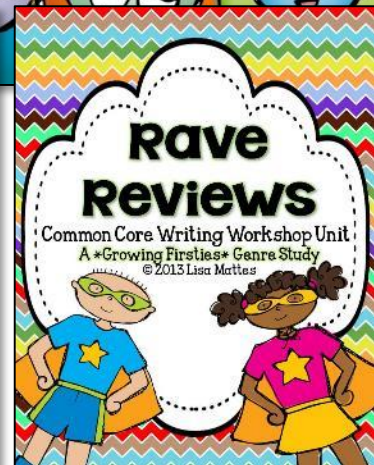
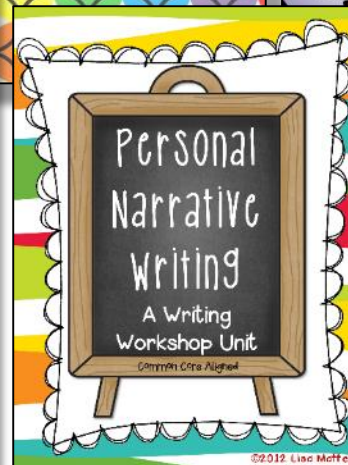
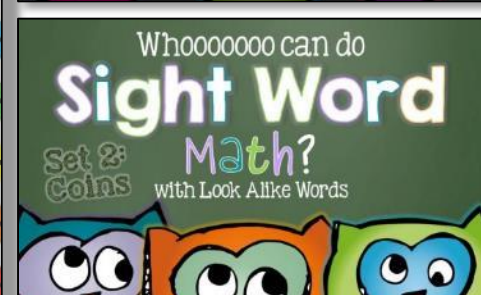
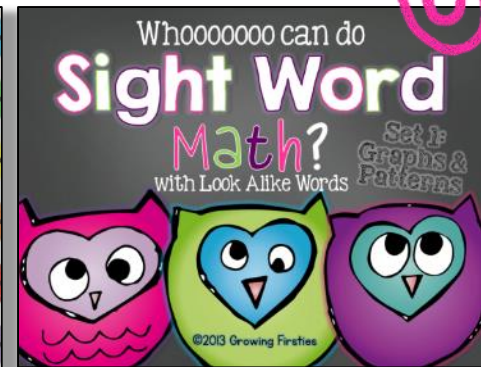
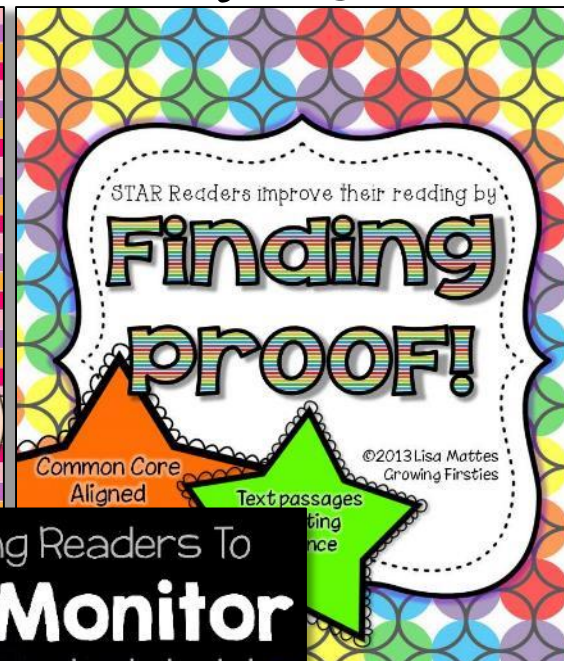
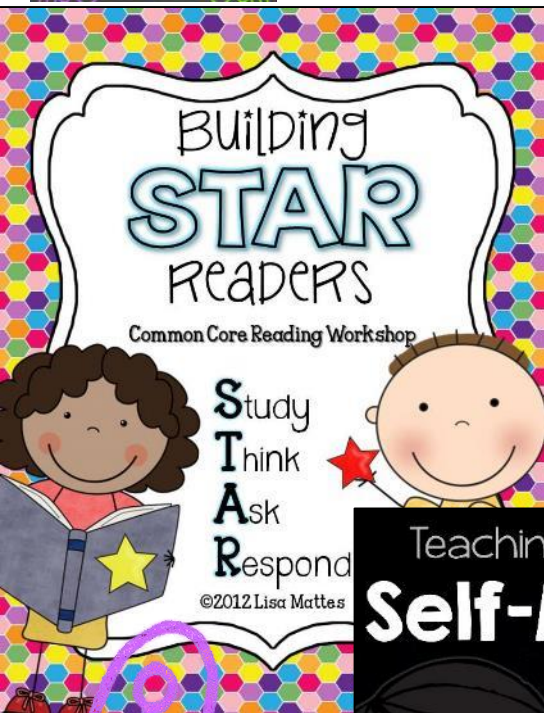

by Growing firsties

FREEBIE



Common Core

Growing Firsties Style



Common Core Crunch ELA & Math
Available for All Year Long!

Reading at Home

Purpose

To build fluency, comprehension, word-solving and a love for reading in a supportive, loving environment using text at an independent-level.

Guidelines

- ✔ Sit next to your child while s/he reads so you can see the words & illustrations.
- ✔ Expect it to be on the easy side.
- ✔ Make it your child's responsibility to return it to school every single day. (Assist as needed ☺)

Parents, please make a point to...

support & Compliment

Word-Solving

When an error is made **WAIT** to give your child a chance to work on it **independently**.

When you are certain they are going to keep going, stop them saying something like, "Try that again," or "Make it match."

word-solving

- ♡ You used the first letter & checked the picture!!
- ♡ You tried more than one strategy on your own!!
- ♡ Nice job trying a different vowel sound!!
- ♡ Super work making your eyes go through the beginning, middle & end of that word!
- ♡ Lovely job sticking with it to work on solving!

Comprehension

Ask questions that invite recall AND thinking, such as, "Why do you think __ happened?" or "What do you think __ means?" Urge re-reading to build comprehension as needed.

comprehension

- ♡ You are self-monitoring & working on it when it does not make sense!
- ♡ Your expression is showing that you understand what you're reading.
- ♡ Wonderful job stopping to think about the text instead of reading to just get to the next page!
- ♡ You remember the details beautifully!

Fluency

Model expressive reading & have your child echo read. Encourage just-right pacing (not too fast, not too slow). Demonstrate how to attend to the punctuation (pausing at the end of sentences, adding expression based on the punctuation mark).

fluency

- ♡ You sounded just like the character would sound!
- ♡ I could hear you take a break after the punctuation marks!
- ♡ You are reading in phrases, not word-by-word!
- ♡ Your speed is just right! Not too fast or too slow!

Word solving strategies

Ways to Take Action & Solve Words

ALWAYS...

- Make Sense
- Sound Right
- Look Right

Eagle Eye



Look at the picture.

Think "what is in the picture that starts with the beginning letter?"

Lips the Fish



Get your mouth ready!

Say the beginning sound.

Stretchy Snake



Slowly stretch each letter sound to make the word.

ship = sh | | p

Ghunky Monkey



Break the word into chunks you already know.

mat

flat

splater

Tryin' Lion



Try to re-read the sentence.

Think "what makes sense?"

Skippy Frog



Skip the tricky word.

Read to the end.

Go back & try it again.

Flippy Dolphin



Flip the vowel sound.

Try the long & short sounds.

Careful Caterpillar



Carefully read the whole word.

Think about all the word parts.

Think about what makes sense.



Study Ask
Think Respond

Fluent Reading is...

- ☉ phrased like talk
- ☉ full of meaningful expression
- ☉ paused at punctuation
- ☉ not too fast or too slow...pace is JUST RIGHT



Be A Self-Monitor!

Thanks for your download!

This product is licensed for a single user in one classroom only. It contains the intellectual property of Lisa Mattes. Copying any part of this product and placing it on the internet in any form is strictly forbidden and is a violation of the Digital Millennium Copyright Act (DMCA). ©2013 Lisa Mattes. All rights reserved.



I love providing tips, freebies and more over on my blog! You can find me at...

<http://growingfirsties.blogspot.com>

Fonts & graphics from this pack are from these amazing and talented designers and artists... please go check them out by clicking on any of their images below!

